



***Known for
Reliability
Since 1921***

The 5 hp (3 Kw) motor provides all the power you need to break pork, lamb, veal, or beef all day in a high volume production operation. Heavy duty, stainless steel construction helps the Model 55 hold up under the harshest conditions with minimum maintenance. With the standard front moving carriage and meat gauge plate and 20" H (508 mm) by 21" D (533 mm) cutting clearance, you can use the same saw to produce retail cuts or split loins and break quarters, which makes the Model 55 unmatched for versatility. Superior BIRO engineering means you'll have a saw that's built to last. Over the life of the saw, you'll get more for your money. As with all BIRO products, if you need a particular modification to fit your application let us know. We'll try to build it for you - something only BIRO does.



STANDARD RIGHT TO LEFT
FEED CONFIGURATION
(FRONT MOVING CARRIAGE
AND STATIONARY REAR TABLE)

55

MEAT PACKERS WHO KNOW USE BIRO!



SPECIFICATIONS

MODEL 55 POWER CUTTER (BREAKING SAW - 22")
CONSTRUCTION HEAVY DUTY STAINLESS STEEL 8 GAUGE (4.2 MM) BASE AND FIXED HEAD.
MOTORS

HP	TYPE	VOLTS	AMPS	HERTZ	PHASE	CODE
5	TEFC	208/230	15/13.2	60	3	STD
5	TEFC	440/460	8/6.6	60	3	OPNC
5	TEFC	220/380/415	14/8.1	50	3	OPNC
5	TEFC	550/575	5.9	60	3	EC
7.5	TEFC	208/230-460	21/18.6/9.4	60	3	EC

TEFC= TOTALLY ENCLOSED FAN COOLED STD=STANDARD
 OP=OPTIONAL NC=NO CHARGE EC=EXTRA COST

STANDARD FEATURES TWO SAW BLADES, OPERATION AND SAFETY MANUAL, SAFETY WALL POSTER, END CUT SAFETY PUSHER PLATE.

SWITCH WATERTIGHT MAGNETIC WITH THERMAL OVER LOAD AND UNDER VOLTAGE PROTECTION.

HEAD AND DOOR STAINLESS STEEL, FIXED.

BLADE STANDARD HARD TOOTH, THREE TEETH PER INCH (8.5 MM BETWEEN TEETH), 164-1/2" (4178.3 MM) LONG X 3/4" (19 MM) WIDE X .022" (0.56 MM) THICK (TWO SUPPLIED WITH EACH SAW).

BLADE SPEED 3880 FEET (1180 M) PER MINUTE.

BLADE GUIDE REMOVABLE UPPER AND LOWER BLADE BACKUP GUIDE ASSEMBLIES, WITH LONG LIFE CARBIDE BACKUP INSERTS.

BLADE TENSION FACTORY PRESET SPRING, SCREW HANDLE ASSEMBLY.

BLADE WHEELS 22" (55.8 CM) CAST IRON, CHROME NICKEL PLATING, UPPER WHEEL ASSEMBLY LIFTS OUT.

BEARINGS HEAVY DUTY TAPERED ROLLER BEARINGS USED IN UPPER WHEEL AND LOWER BEARING HOUSINGS.

CATCH PAN STAINLESS STEEL PAN SEALED OFF FROM OTHER PARTS OF BASE, ACCESSIBLE THROUGH BASE HINGED DOOR.

CLEANING UNIT STAINLESS STEEL BODY, LONG LIFE-CARBIDE GUIDES, STEEL SAW CLEANERS, REMOVABLE AS A UNIT FOR EASY CLEANING, (ASSEMBLY ALSO ADJUSTABLE AS A UNIT).

DRIVE SYSTEM NON SLIP SILENT V-BELT, TENSION ADJUSTABLE.

LEGS STAINLESS STEEL LEG WITH DISCS, ADJUSTABLE.

MEAT CARRIAGE STAINLESS STEEL, WITH 10 STAINLESS E-Z FLOW BEARINGS.

MEAT GAUGE PLATE STAINLESS STEEL FACED, ADJUSTABLE FROM 1/16" (1.59 MM) TO 6-1/2" (165 MM) LOCKS IN POSITION, CAN BE THROWN OUT OF GEAR, ENTIRE ASSEMBLY REMOVABLE FOR CLEANING.

MOTOR COMPARTMENT SEALED OFF FROM MEAT CONTACT AREAS, EASILY ADJUSTABLE THROUGH REMOVABLE PANEL DOOR.

SPLIT, TWO PIECE STAINLESS STEEL, HELD IN PLACE WITH PUSH PULL HOLD DOWN STAINLESS STEEL ROD AND TWO KNOBS FOR EASY REMOVAL.

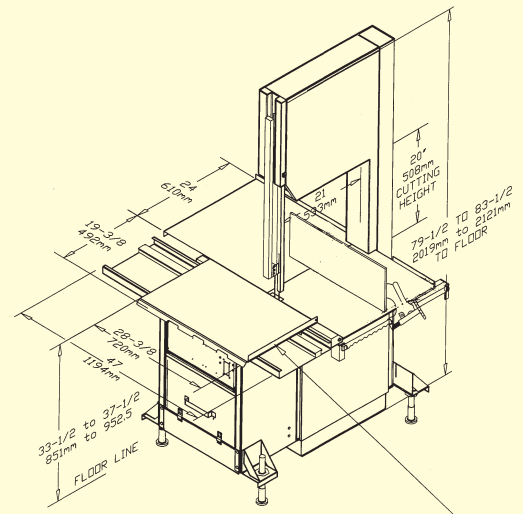
OPTIONS (EC) LEFT TO RIGHT FEED, FRONT MOVING CARRIAGE (OPPOSITE OF STD.), LESS MEAT GAUGE THICKNESS PLATE ASSEMBLY
RIGHT TO LEFT AND LEFT TO RIGHT FEED OPTIONAL CONFIGURATIONS: FRONT AND REAR STATIONARY TABLES, FRONT AND REAR MOVING TABLES, FRONT AND REAR ROLLER TOP TABLES (NOT SHOWN); CORD AND PLUG (SPECIFY CORD LENGTH); STAINLESS STEEL SAW BLADE WHEELS.

OPTIONS (NC) 4200 FEET (1280 M), 5000 FEET (2273 M) PER MINUTE. BLADE SPEED.

CERTIFICATION U.S.D.A.

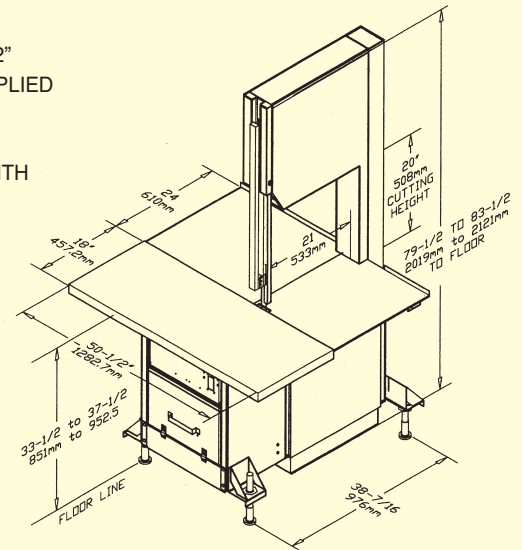
WEIGHT UNCRATED: 750 LBS. (340 KG) APPROXIMATE.
 CRATED: 1175 LBS. (534 KG) APPROXIMATE.

DIMENSIONS CRATED L=54" (137.2 CM), W=62" (157.5 CM), H=86" (218.4 CM).

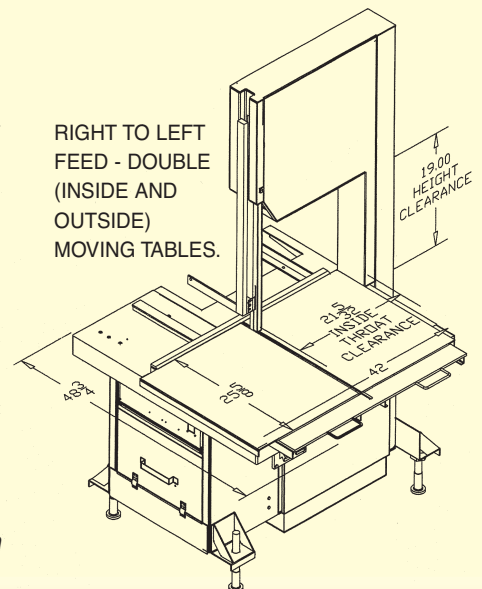


CARRIAGE SLIDES 23"(584mm) BEFORE CUT & 23"(584mm) AFTER CUT, TOTAL TRAVEL OF 46"(1168mm)

STANDARD CONFIGURATION - RIGHT TO LEFT FRONT MOVING CARRIAGE - STATIONARY REAR TABLE - MEAT GAUGE THICKNESS PLATE ASSEMBLY



RIGHT TO LEFT FEED - STANDARD REAR STATIONARY REAR TABLE - OPTIONAL FRONT STATIONARY TABLE.



RIGHT TO LEFT FEED - DOUBLE (INSIDE AND OUTSIDE) MOVING TABLES.

THE BIRO MANUFACTURING COMPANY
 1114 WEST MAIN STREET
 MARBLEHEAD, OH 43440-2099 U.S.A.

Phone: (419) 798-4451
 Fax: (419) 798-9106

<http://www.birosaw.com>
sales@birosaw.com